



KISSLING DUAC POWER RELAYS

Series 29 / 2 x 300A - from TE Connectivity (TE)

The economical 29 series double pole power relays with 2 x 300A are developed using our competence and expertise gathered over decades of manufacturing to meet demanding operating requirements.

This relay features high shock and vibration resistance predominantly from careful design and an optimized magnetic circuit. The sealing technology used in these relays meets both the IP67 and IP6K9K (steam pressure cleaning) protection standard. This relay series is well suited for various applications in severe conditions.

Other important advantages are low heat generation in the contact area based on low contact voltage drop, a compact design, low holding current, silver alloy contact material and the use of mechanical and high thermal stability insulating compounds. Both the terminals and housing are corrosion resistant.

The design of our double pole power relays provides a sealing rate of IP67 and IP6K9K (steam pressure cleaning) in accordance with IEC 60529 and DIN 40050-9. Relays of this series are available in the continuous current ranges of 2 x 300 Amps.

Features

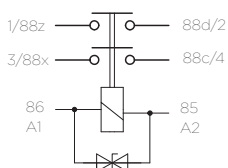
- Sealed housing conforms to IP6K9K
- Robust design
- Minimized coil current
- Variety of configuration options
- 6G shock and 4G vibration resistant
- Efficient coil (12V and 24V) and magnetic circuit design with switching properties and holding current requirements

Applications

- Truck
- Bus
- Ground support vehicles
- Construction and agricultural vehicles
- Fork lift applications

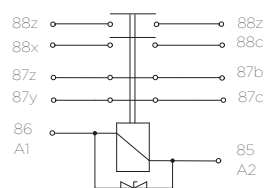
Circuits

NO-Contact



Suppression diode

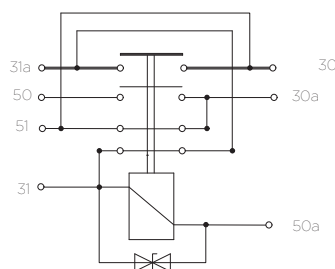
NO/NC-Contact



Suppression diode

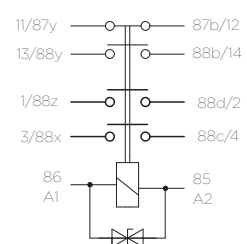
Double pole Change-over

NO/NC parallel series switch for two 12V batteries



Suppression diode

NO-Contact Auxiliary-contacts



Suppression diode

SERIES 29

2 x 300A

Specification

Technical Data

Temperature range	-40°C to +85°C
Protection	IEC 60529 & DIN 40050-9 - IP67 (0,2bar, 1min) and IP6K9K
Shock	6g / 11msec
Vibration	4g / 50-2000Hz
Thread sizes / Torque	M4 = 2.0 - 2.2Nm M8 = 12 - 13Nm M10 = 15 - 20Nm

Electrical Characteristics

Min. Insulation resistance	100MΩ
After live or environment	50MΩ
Dielectric withstanding voltage	1050VAC / 1min at 50Hz
Max. Contact drop, initial	150mV
Contact drop after life test	175mV
Continuous current	2 x 300A
Overload	2 x 2400A - 1sec / 2 x 600A - 20sec

Rated contact load	12 / 24 / 28VDC
Resistive load	300A
Cycles	200.000
Mechanical life	2.000.000 cycles 1.000.000 cycles (NO/NC)

Coil Data	12VDC*	24 / 28VDC
Voltage range	9-16VDC	18-32VDC
Nominal voltage	12VDC	28VDC
Pick up voltage max.	9VDC	18VDC
Drop out voltage min.	≤ 2VDC	≤ 4VDC
Coil resistance	4.4Ω ± 10%	38Ω ± 10%
Coil current approx.	2.7A	0.8A
Coil power approx.	32W	22W

* Change-over - short duration approx. 5 min.

Operating times NO-Contact relay

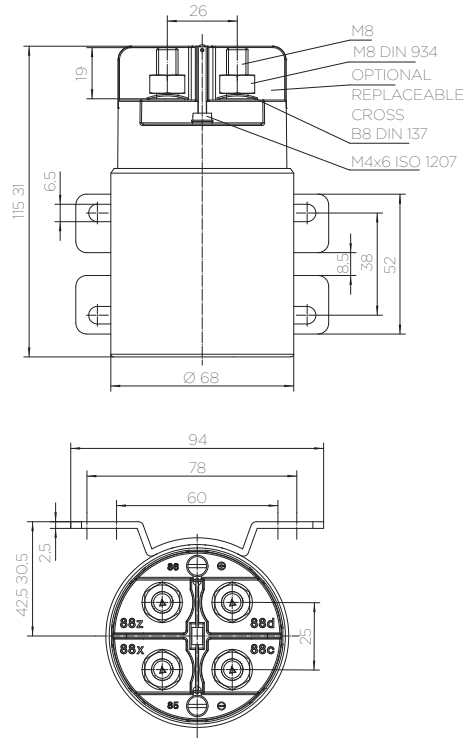
Operate	max. 60msec
Bounce	max. 5msec
Release	max. 30msec
Wire Section	min. 95mm ² / 0.147 sq.inch / AWG 4-0
Mounting position	optional

SERIES 29

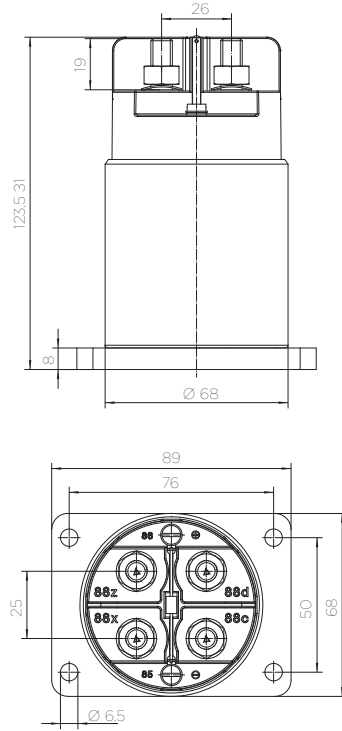
2 x 300A

Technical drawings

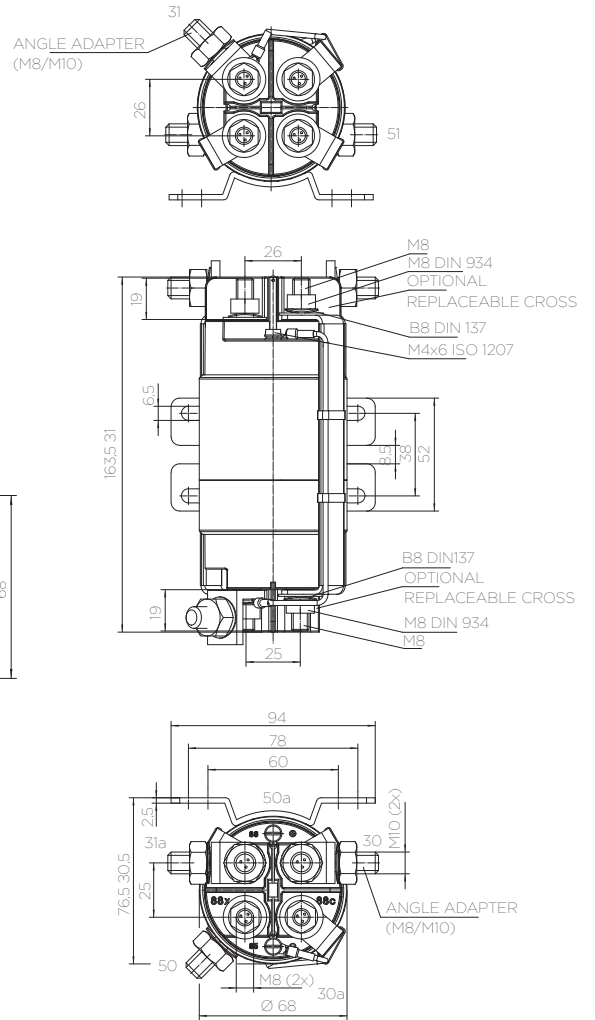
Standard side mounting



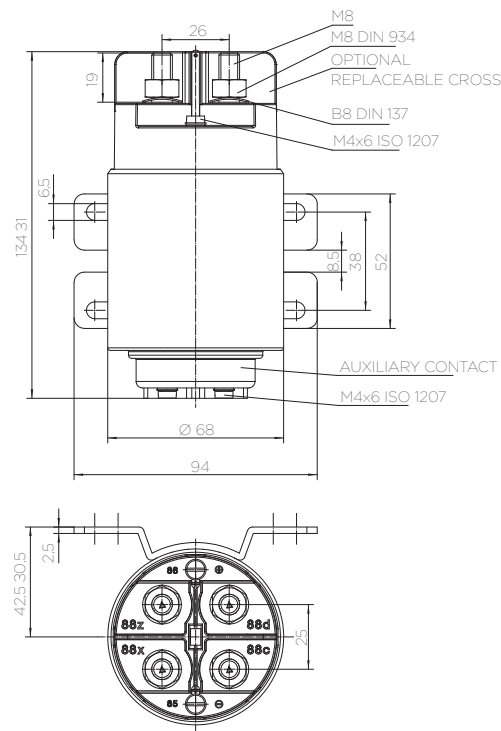
Bottom mounting



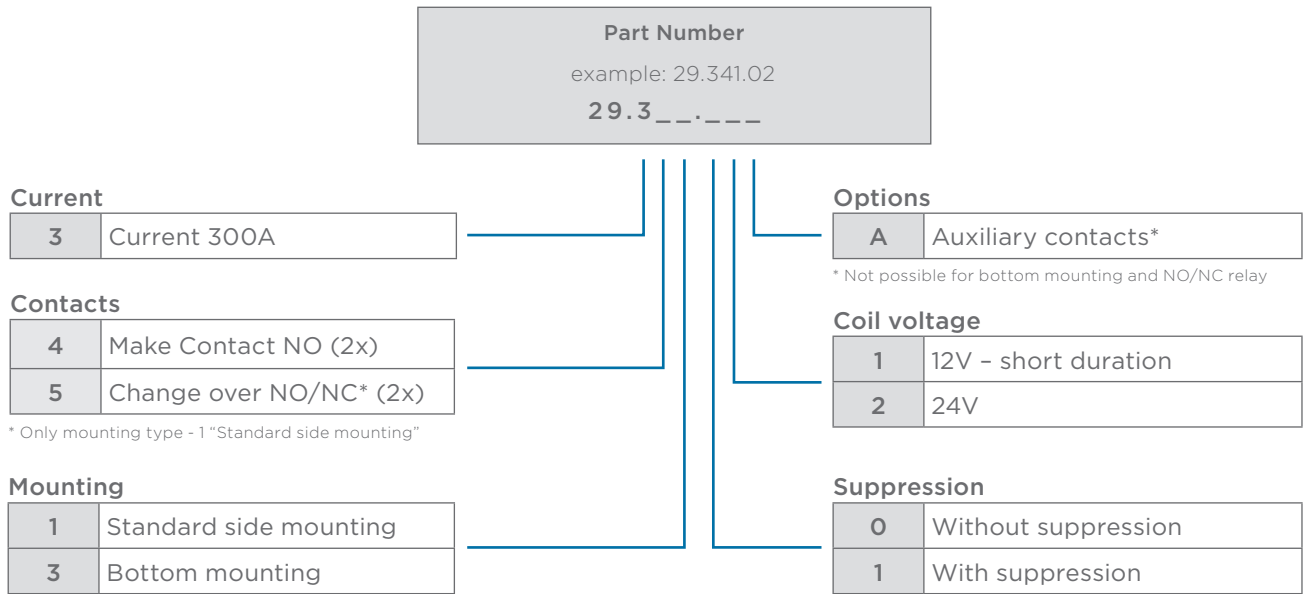
Double pole Change-over NO/NC as parallel series switch of two 12V batteries



Option - Auxiliary contact



Ordering Information



te.com

TE Connectivity, TE, TE connectivity (logo), KISSLING (logo) and KISSLING (word) are trademarks owned or licensed by the TE Connectivity family of companies. All other logos, products and/or company names referred to herein might be trademarks of their respective owners.

The information given herein, including drawings, illustrations and schematics which are intended for illustration purposes only, is believed to be reliable. However, TE Connectivity makes no warranties as to its accuracy or completeness and disclaims any liability in connection with its use. TE Connectivity's obligations shall only be as set forth in TE Connectivity's Standard Terms and Conditions of Sale for this product and in no case will TE Connectivity be liable for any incidental, indirect or consequential damages arising out of the sale, resale, use or misuse of the product. Users of TE Connectivity products should make their own evaluation to determine the suitability of each such product for the specific application.